



FACT™

Usage Report
February, 2020



Introduction



This is placeholder text. Write a short introduction here to summarize what's included in this month's report.

This is placeholder text. Write a short introduction here to summarize what's included in this month's report.

This is placeholder text. Write a short introduction here to summarize what's included in this month's report.

Total Trips Since Inception



Referrals (Total + By Source)



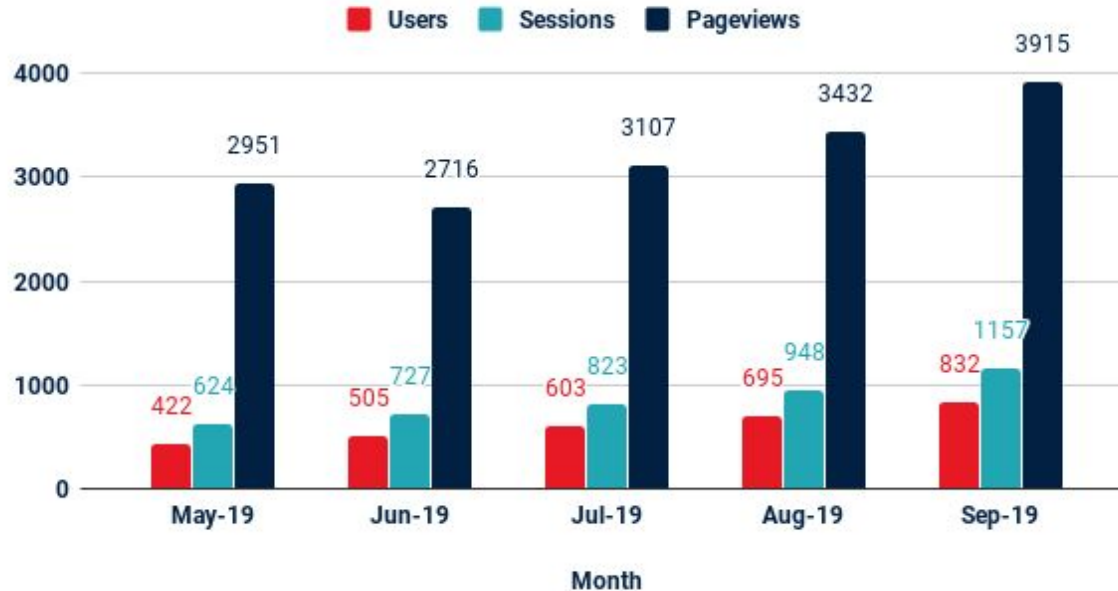
= 1052 Web Hits



= 82 Referrals by Phone

Website Traffic Growth

Website Traffic Growth




Programs in Database

Programs in Database

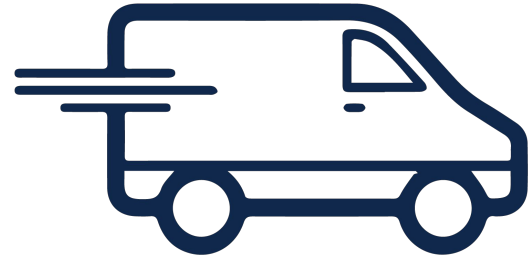


Monthly RideFACT & Total Contracted Trips



2263

Trips Provided by RideFACT

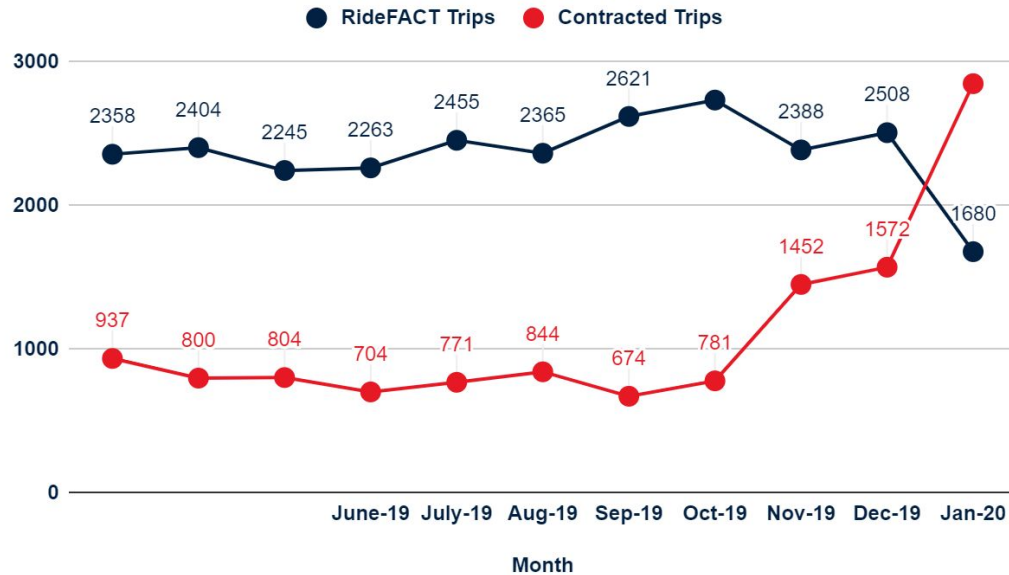


704

Contracted trips provided

Trips Provided by Service

Trips Provided by Service

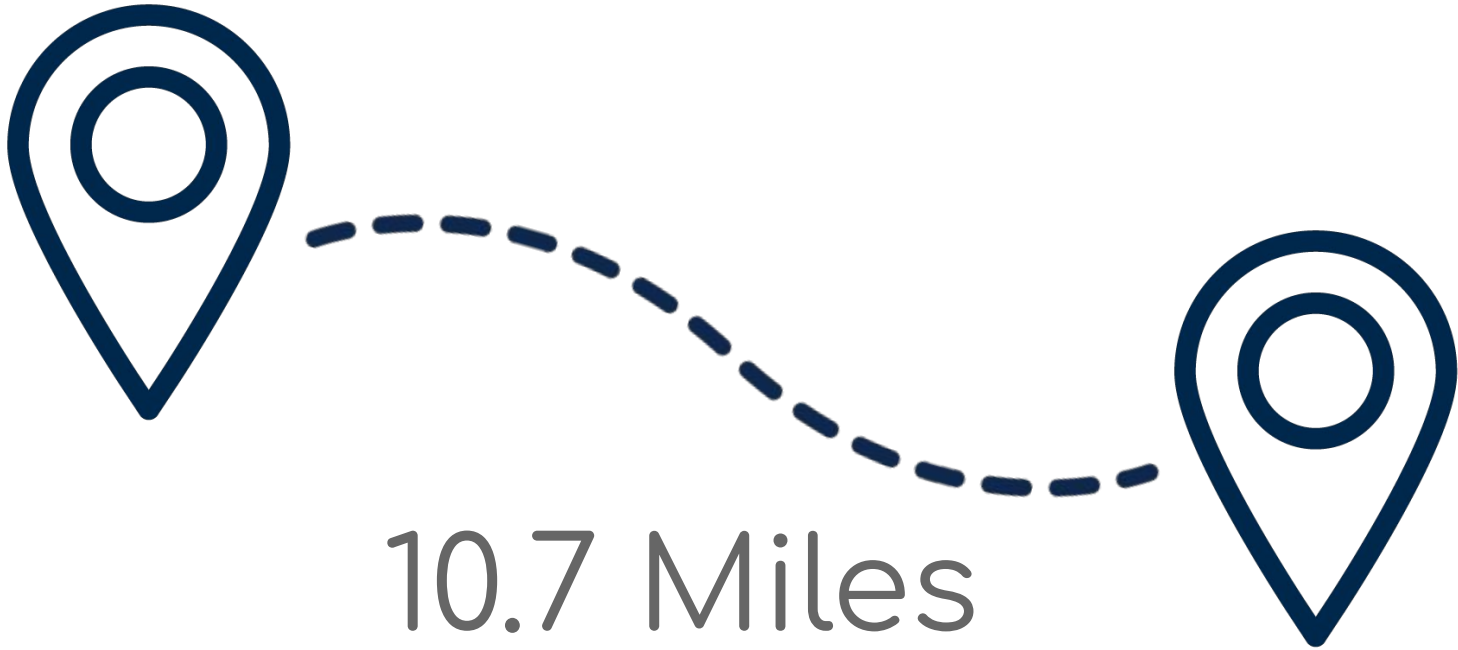


Total Trips Provided

Total Trips Provided




RideFACT Average Mileage Per Trip



10.7 Miles

Per Trip

RideFACT Average Trip Cost - \$11.70



Top Referred Agencies



Recap



This is placeholder text. Write a short summary of this month's report.

This is placeholder text. Write a short summary of this month's report.

This is placeholder text. Write a short summary of this month's report.



516 Civic Center Drive
Oceanside, CA 92054

www.FACTSD.org

Email factsd@factsd.org

Phone (760) 754-1252

Toll Free (888) 924-3228

